

enhanceyourhome



VICTORIAN PATIO DOOR
SERIES3000





Sunview's Vinyl Thermo-Guard Patio Door

VICTORIAN SERIES PATIO DOOR: Commercial Brown with white handle

FEATURES & BENEFITS

The industry's most reliable and versatile Gliding Patio Door. The Vinyl Thermo-Guard combines up-to-date technology, quality, decorative features, heavy-duty performance and uncompromising durability.

The Vinyl Thermo-Guard will give you years of maintenance-free performance.

FEATURES

Frame

- 5 7/8" mechanically fastened, multi-chambered, all vinyl frame
- 3 weather seals
- Anodized screen track and stainless steel roller track
- 8 degree sill slope

Sashes

- Mechanically fastened reinforced sashes
- 1" deep interlocks with finseal weatherstripping at meeting rail, forming a double perimeter seal
- Sashes top and bottom rails are the same. Pre-drilled lock holes.
- Adjustable, weather-sealed tandem steel ball-bearing rollers with zinc alloy wheels. With adjustment ports at each corner
- 1" sealed units

Options

- 2" Vinyl Jamb Extensions
- 1 1/4" Sill Extension
- Key Locks, Kick Locks, Security Bars and Multi-Point Locks
- A wide array of exterior or solid colour options. Interior woodgrain also available.
- Locks and handles available in various models and colours. Exterior finger grips available in our standard exterior finishes.
- Various Muntin Options: Standard Grills, Georgian Grill, Pencil Grills (Brass and Pewter)
- V- Groove in various patterns
- Venetian Blinds on 5, 6, 7 1/2, 9, 10 and 12 foot doors

Glazing

- Cardinal Low E² with XL Edge Spacer
- Triple Glazing with Double Low E²

BENEFITS


- Durable and easy to install components are easily replaceable
- 2 polypropylene finseal and 1 flexible bulb seal
- No corrosion to worry about
- Optimal drainage and water-tightness
- Maximum strength and sturdiness means able to withstand higher wind loads
- Superior air-tightness
- Doors are totally and easily reversible even after initial installation
- Strong, durable and smooth. Easy-to-adjust wheels.
- Optimal thermal performance
- Making door ideal for new construction applications
- See above
- Enhanced security
- Match almost any interior or exterior colour scheme
- The most dependable sealed unit in the industry

MUNTIN PATTERNS

available with sealed insulating glass units


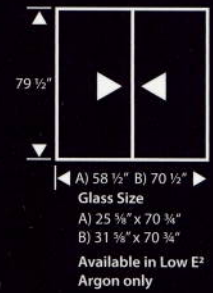

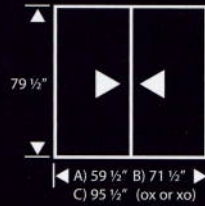
Performance

Air Tightness	A3
Water Tightness	B3
Wind Load Resistance	C3
FULL TEST RESULTS AVAILABLE ON REQUEST	



Glass Sizes	
A	26 1/8" x 70 3/4"
B	32 1/8" x 70 3/4"
C	44 1/8" x 70 3/4"

TYPES & SIZES
viewed from outside



Our products meet the Energy Star program guidelines for helping businesses and individuals protect the environment through superior energy efficiency.



Distributed By: